





# P5 & P6 PARENTS' BRIEFING 2025




# Programme (Part 1)




- PSLE Scoring & S1 Posting
- Direct School Admission (DSA)
- School Assessment & Matters
- P5 & P6 Level Events and Programmes



# Programme (Part 2)




- Discipline @ ESPS
- Positive Classroom
- Home-School Partnership
- Time with FTs



# The PSLE SCORING and S1 POSTING

**SUPPORTING STUDENTS AND PARENTS IN MAKING  
INFORMED SCHOOL CHOICES FOR PSLE**

*Briefing Deck to P5 and P6 Parents*



# Sharing About PSLE Matters



**How does the PSLE Scoring &  
S1 Posting work?**

**How are students posted to  
secondary schools?**

# WHAT ARE ACHIEVEMENT LEVELS (AL)?

## WHY ARE THE BANDS UNEVEN?

- Students with similar scores in each subject are grouped into scoring bands measured in 8 ALs.
- AL bands and mark ranges are set based on the learning objectives of the curriculum, and mirror the way we learn.

When we learn something new, after some initial practice, we often find ourselves improving significantly.

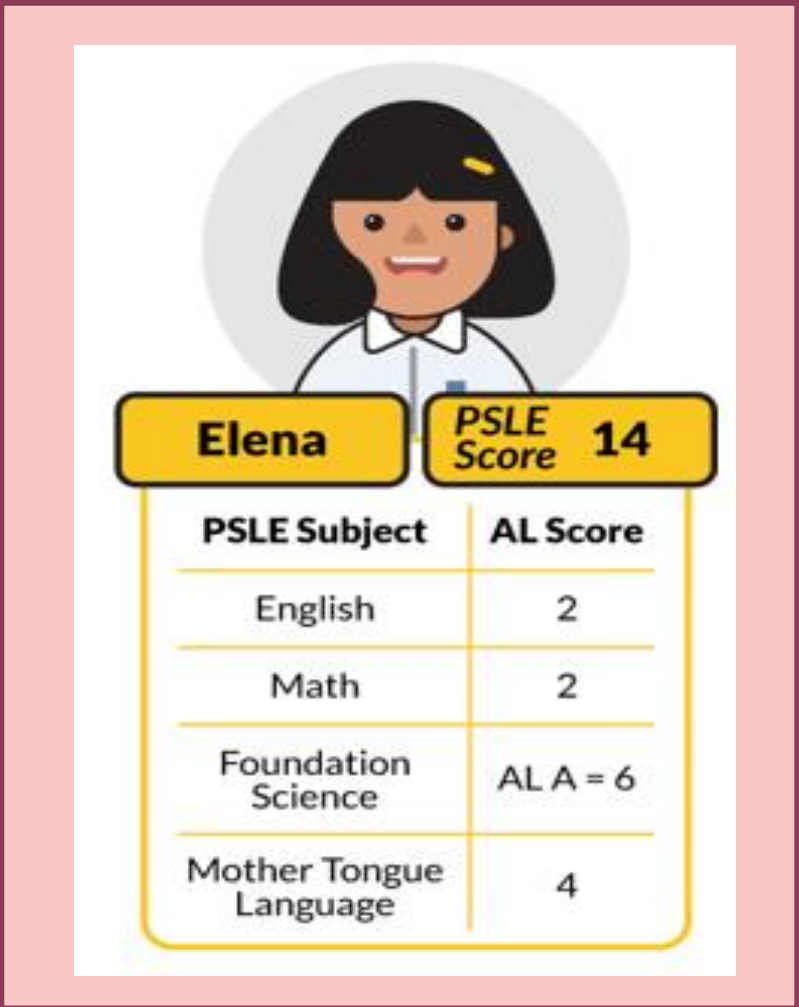
As we get better, the improvements become small steps, and finally, as we reach a high level, we inch just a little further, even after much learning and practice.

The ALs were designed to reflect this reality of learning. They help educators, students, and parents know how ready students are to access the curriculum at the next level.

AL	RAW MARK RANGE
1	≥ 90
2	85 – 89
3	80 – 84
4	75 – 79
5	65 – 74
6	45 – 64
7	20 – 44
8	< 20

# HOW DOES THE PSLE SCORING SYSTEM WORK?

- The overall PSLE Score is made up of 4 subject Achievement Levels (ALs).
- The PSLE Score can range from 4 to 32, with 4 being the best.



**Elena** PSLE Score **14**

PSLE Subject	AL Score
English	2
Math	2
Foundation Science	AL A = 6
Mother Tongue Language	4

# GRADING OF FOUNDATION SUBJECT GRADES

- Foundation subject grades are graded in scoring bands from **AL A to C**.
- To derive a student's overall PSLE Score for S1 Posting, AL A to AL C for Foundation level subjects are **mapped to AL 6 to AL 8 of Standard level subjects respectively**.
- This mapping is based on the learning and assessment load of the subjects, and informs students of how ready they are for the curriculum in secondary school.

FOUNDATION LEVEL AL	FOUNDATION RAW MARK RANGE	EQUIVALENT STANDARD LEVEL AL
A	75 – 100	6
B	30 – 74	7
C	< 30	8



# HOW DOES THE S1 POSTING WORK?

- Your child has **six choices** in selecting their secondary schools.
- Your child will be posted to a secondary school based on **academic merit, i.e., PSLE Score,** and their **choice order of schools.**
- If two or more students with the same PSLE Score vie for the last remaining place(s) in a school, the following tie-breakers are used in the following order:
  1. **CITIZENSHIP**
  2. **CHOICE ORDER OF SCHOOLS**
  3. **COMPUTERISED BALLOTING**
- The tie-breaker based on school choice order recognises the different considerations that families have in making school choices.



# FULL SBB: S1 POSTING

## Three Posting Groups to ensure schools are accessible to diverse learners

From the 2024 S1 cohort, MOE will facilitate the admission of P6 students into S1 through 3 Posting Groups: **Posting Group 1, 2 and 3.**

Objective: Ensures that schools continue to admit a **diverse profile of students** and students have **access to a wide range of schools.**

**Unlike the academic streams of Express, N(A) and N(T), Posting Groups will only be used for the purposes of facilitating entry into secondary school and to guide the subject levels students offer at the start of S1.**

- Posting Groups assigned based on PSLE Scores, mapped from existing PSLE Score ranges for Express, N(A) and N(T) streams.
- PSLE Scores provide a good gauge of the subject levels that students can offer at the beginning of S1.

PSLE Score	Posting Group	Subject level for most subjects
4 – 20	3	G3
21 and 22	2 or 3	G2 or G3
23 and 24	2	G2
25	1 or 2	G1 or G2
26 – 30 <i>(with AL 7 in EL and MA)</i>	1	G1

# Choosing Suitable Secondary Schools


Factors to Consider



Preparing for S1 Posting Exercise



# PSLE SCORE RANGES FOR ALL SECONDARY SCHOOLS

- Use the PSLE Score ranges as a reference alongside other important factors, such as the school's distinctive programmes, Co-Curricular Activities (CCA), culture, ethos, and proximity to home when shortlisting school choices that would best fit a student's educational needs.
- The PSLE Score ranges for individual secondary schools will be available for your reference on <https://moe.gov.sg/schoolfinder> and <https://go.gov.sg/exploreschools>. They reflect the PSLE scores of the students posted into these schools at the previous year's S1 Posting Exercise.
- A school's PSLE Score range (including Cut-Off-Point) for a particular year is not pre-determined before the posting, and vary from year to year, depending on the cohort's PSLE results and their school choices in that year's S1 Posting Exercise.



SchoolFinder Tool	MySkillsFuture Student Portal (Primary)
 <a href="https://www.moe.gov.sg/schoolfinder">https://www.moe.gov.sg/schoolfinder</a>	 <a href="https://go.gov.sg/exploreschools">https://go.gov.sg/exploreschools</a>

# HOW DO WE INTERPRET THE PSLE SCORE RANGES?

The PSLE Score range refers to the PSLE Score of the first and last student admitted to a particular school in the previous year via the S1 Posting Exercise. This shows the range of student profiles who enter each school.

## Example

XX Secondary School

PSLE Score range of 20XX (previous year's S1 Posting Exercise)

Posting Group 3	15 – 20
Posting Group 2	21 – 24
Posting Group 1	25 – 28

PSLE Score of the first student posted into the school in the respective PG.

PSLE Score of the last student posted into the school in the respective PGs [i.e., the school's **Cut-Off Point (COP)**].

*Note: Posting Groups will be assigned based on PSLE Scores, mapped from existing PSLE Score ranges for Express, N(A) and N(T) streams.*

# EXAMPLE OF AN SAP SCHOOL'S PSLE SCORE RANGE

While students need not take HCL to enter SAP schools, students who pass HCL receive a posting advantage for admission. To reflect this, the PSLE Score ranges of SAP schools include the HCL grades of the first and last student admitted in the previous year via S1 Posting.

## Example

XX Secondary School

PSLE Score range of 20XX (previous year's S1 Posting Exercise)

Posting Group 3	5 (D) – 12 (P)
Posting Group 2	
Posting Group 1	

PSLE Score and HCL grade of the first student posted into the school through PG3.

PSLE Score and HCL grade of the last student posted into the school through PG3 [i.e. the school's Cut-Off Point (COP)].

# SCHOOL CHOICE JOURNEY

- The PSLE Score ranges are a **useful starting point** for parents and students to consider secondary schools.
- Use this information, together with other **important factors** such as the secondary schools' distinctive programmes, CCAs, ethos and cultures, to shortlist schools that would best fit the educational needs of the student.



# TIPS FOR PARENTS!

Be open and flexible when discussing your child's preferences, needs and choices.

Manage your own expectations and do not project these expectations onto your child.

Have regular conversations with your child to understand more about his/her strengths, interests, abilities, talents and aspirations.



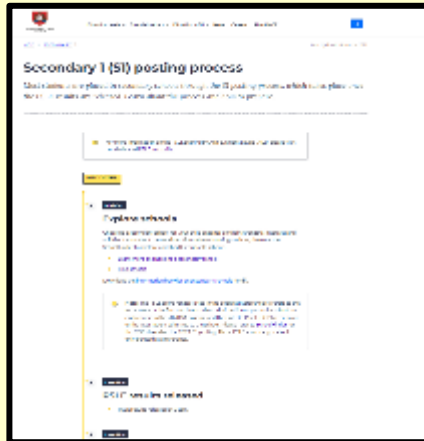
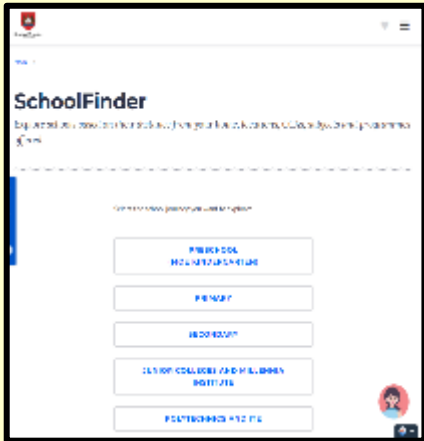
Affirm your child and offer support when he/she shares his/her plans with you.



# PREPARING FOR THE S1 POSTING EXERCISE

SCHOOL  
FINDER

MySKILLSfuture



- Release of **S1 Posting results**



- Release of **PSLE results**
- Online Submission of **S1 School Choices and Options**




OCTOBER

NOVEMBER

DECEMBER

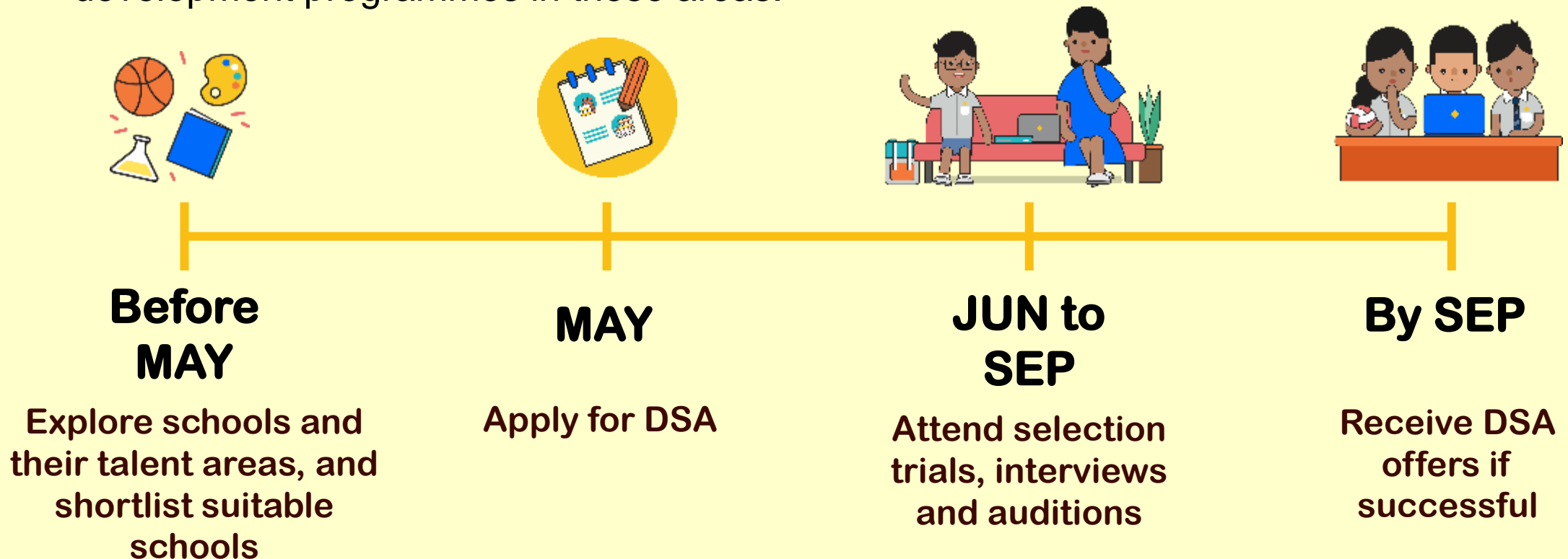
# Direct School Admission (DSA)

DIRECT SCHOOL ADMISSION (DSA)



# ENTERING SCHOOLS THROUGH DSA-SEC

- There is no change to the application and selection process with the shift to Full SBB.
- If your child has specific talents and strengths beyond the PSLE (e.g. areas such as sports, performing arts and leadership), consider the **Direct School Admission-Secondary (DSA-Sec)** as an alternative admission pathway to access secondary schools that have talent development programmes in these areas.



# Centralised DSA-Sec Portal

- Students will be able to apply for DSA through a centralised **DSA-Sec Application Portal**, using a common application form
- No need to submit testimonials or hardcopy documents to the secondary school during application
- Apply through the portal via one of the parents' SingPass login. Parents who do not have access to SingPass can approach their child's primary school for assistance.
- Choose up to three schools and three talent areas in the DSA-Sec application.

# Examples of Possible Combinations

EXAMPLE 1	Talent(s)	School(s)
	Choir	School A
	Choir	School B
	Choir	School C

EXAMPLE 2	Talent(s)	School(s)
	Choir	School A
	String Orchestra	School A
	Choir	School B


  

EXAMPLE 3 (Not allowed)	Talent(s)	School(s)
	Choir	School A
	String Orchestra	School A
	<b>Mathematics</b>	<b><del>School A</del></b>

## **Does the PSLE results matter with a confirmed DSA-Sec Offer?**


- Your child's PSLE results will still be **used to determine the secondary school posting group he/she is eligible for.**
- Even if he/she has a Confirmed Offer, he/she **must qualify for the posting group offered by the school** to be admitted to the DSA-Sec school

# Assessment Matters



**Gracious School , Life-long Learners**

# Assessment Weighting (P5 & P6)



	Semester 1		Semester 2	
	Term 1	Term 2	Term 3	Term 4
Primary 5	Formative Assessment (FA)			
	Weighted Assessment (WA)- 10%	Weighted Assessment (WA)- 15%	Weighted Assessment (WA)- 15%	EYE - 60%
Primary 6	Formative Assessment (FA)			
	-	-	Preliminary Exam (100%)	PSLE





# How do we monitor students' progress?

- Even with the removal of mid year exam for P5 & P6, teachers will continue to assess their students. Eg: daily work, FAs and WAs
- Parents will be kept informed of the child's progress. Eg: PCTC



# 2025 PSLE Calendar (tentative)

Examination	Dates
Oral Exam	Wed 13 Aug – Thu 14 Aug
Listening Comprehension	Tue 16 Sep
Written Exam	Thu 25 Sep – Wed 1 Oct
Marking Exercise	Mon 13 Oct – Wed 15 Oct

<https://www.seab.gov.sg/>



# Punctuality



- Our students are expected to be in the **classroom by 7.30 a.m.** for flag-raising ceremony.
  
- Students may receive a **‘Letter of Warning’** or a **‘Fair’ Conduct Grade** should this persist.



# What are the school rules on digital device use?

- Use of cellular phones to contact parents/caregivers only after school at the designated phone zone (foyer).
- All digital devices should be switched-off (kept in ziplock bag) during curriculum hours and after school programmes.
- Students are to take good care of their belongings. The school will not be held responsible for the loss or damage of any of these electronic devices.




# P5 & P6 Level Events & Programmes




Programme	Date
<p><b><u>P5 Hydroponics LJ</u></b> To learn about how the hydroponics system works and explore a variety of local edibles and local herbs.</p>	21 & 22 April
<p><b><u>NE Show</u></b> To raise the sense of belonging and national pride in our students through the experience of attending a major national event</p>	Term 3 - July (exact date to be confirmed)
<p><b><u>P5 LLP Camp</u></b> To connect E'lights' learning experience outside of school context with elements of Peer Support and Relationships (PSR)</p>	31 July – 2 Aug
<p><b><u>P5 Social Studies LJ to Indian Heritage Centre</u></b> Understand and appreciate our rich cultural and historical heritage</p>	12 Sept

# Primary 5



<b>Programme</b>	<b>Date</b>
<p><b><u>P6 Social Studies LJ to Asian Civilisation Museum</u></b>            To understand the many historical connections between cultures and civilizations in Asia, and between Asia and the world</p>	2/3/16 April
<p><b><u>Education &amp; Career Guidance (ECG)</u></b>            To explore their educational and career interests.</p>	TBC
<p><b><u>P6 Voyager Journey</u></b>            To provide students the opportunity to experience the great outdoors and to give them the confidence to step out of their comfort zones</p>	10 November
<p><b><u>Social Etiquette &amp; Motivation Workshop</u></b>            To equip students with knowledge and skills on appropriate dining etiquette and behaviour expectations in various social settings</p>	11 & 13 November
<p><b><u>Award Presentation &amp; Graduation Ceremony</u></b>            To provide recognition in academic &amp; non-academic areas            To celebrate the students' journey in East Spring Primary.</p>	21 November

# Primary 6



# School's official communication



***Gracious School , Life-long Learners***



# Communication with your child's Teachers

- ❑ Student's Handbook
- ❑ School Phone: 6786 6192
- ❑ Form Teachers' email (refer to Introductory Letter)
- ❑ School's email: [esps@moe.edu.sg](mailto:esps@moe.edu.sg)
- ❑ School Website: [www.eastspringpri.moe.edu.sg](http://www.eastspringpri.moe.edu.sg)



For any clarifications, please contact

Mrs Shirlyn Choo  
Year Head (Upper Primary)  
[tok\\_shi\\_shi@moe.edu.sg](mailto:tok_shi_shi@moe.edu.sg)



---

***Gracious School , Life-long Learners***


---

# EVERY CHILD MATTERS TO US

*Everyone Makes a Difference*



*Let's work together!*



**Gracious School , Life-long Learners**